



Editorial Flexibility

without the pain



Damien McKenna

Lead Drupal Architect
@DamienMcKenna
drupal.org/user/108450

OH RFC: “I wanna”

“I don’t want Dreamweaver, but I must be able to do everything in it that I can with, you know, Dreamweaver.”

“I wanna”



- Select from specific layouts
- Customize each thing
- Add new CSS
- Add new JS
- •
- Without any codebase changes

aka “Dear Santa”

Magic trick

Panels



▶ SUBSTITUTIONS

Top

- ⚙️ "Node being viewed" Product logo ⚙️
 - ▶ node:field product logo
- ⚙️ "Node being viewed" Preface ⚙️
 - ▶ node:field preface
- ⚙️ "Node being viewed" Blue colored link ⚙️
 - ▶ node:field buy link
- ⚙️ "Node being viewed" Green colored link ⚙️
 - ▶ node:field try link
- ⚙️ "Node being viewed" Downloadable brochure ⚙️
 - ▶ node:field file

Left

- ⚙️ Page title (two-line optional) ⚙️
 - ▶ pgi design-two line title
- ⚙️ "Node being viewed" Secondary text ⚙️
 - ▶ node:field secondary text
- ⚙️ "Node being viewed" Call To Action link ⚙️
 - ▶ node:field cta link

Right

- ⚙️ "Node being viewed" Product Image ⚙️
 - ▶ node:field main image

All Drupal “things”



TYPE	NAME	TITLE	PATH	STORAGE	OPERATIONS
System	node_edit	Node add/edit form	/node/%node/edit	In code	Enable ▼
System	node_view	Node template	<u>/node/%node</u>	In code	Edit ▼
System	search-node	Content	/search/node/!keywords	In code	Enable ▼
System	search-user	Users	/search/user/!keywords	In code	Enable ▼
System	term_view	Taxonomy term template	<u>/taxonomy/term/%taxonomy_term</u>	In code	Edit ▼
System	user_edit	User edit template	/user/%user/edit	In code	Enable ▼
System	user_view	User profile template	<u>/user/%user</u>	In code	Edit ▼

All Drupal “sub-things”



- Content types
- Taxonomy terms
- Also roles, fields, etc

Panel: Movie

Storage	In code
Status	Enabled
Selection rule	This panel will be selected if Node being viewed is type "Movie".
Layout	Single column

Panel: Episode

Storage	In code
Status	Enabled
Selection rule	This panel will be selected if Node being viewed is type "Episode".
Layout	Single column

Panel: News

Custom pages



Administrative title

The name of this page. This will appear in the administrative interface to easily identify it.

Administrative description

A description of what this page is, does or is for, for administrative use.

Path

http://d7.dev/

The URL path to get to this page. You may create named placeholders for variable parts of the path by using %name for required elements and !name for optional elements. For example: "node/%node/foo", "forum/%forum" or "dashboard/!input". These named placeholders can be turned into contexts on the arguments form.

- Make this your site home page.**
To set this panel as your home page you must create a unique path name with no % placeholders in the path. The site home page is currently set to /node on the [Site Information](#) configuration form.

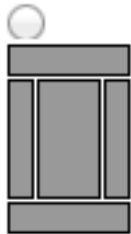
- Use this page in an admin overlay.**
Admin overlays are used in many places in Drupal 7 and administrative custom pages should probably utilize this feature.

Different layouts

Category

Builders

Builders



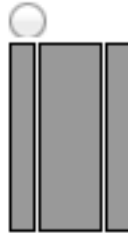
Flexible

Continue

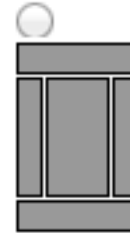
Category

Columns: 3

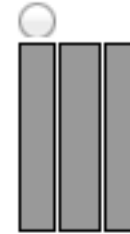
Columns: 3



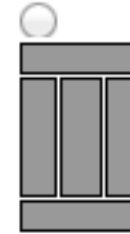
Three column
25/50/25



Three column
25/50/25
stacked



Three column
33/34/33



Three column
33/34/33
stacked

Continue

In-Place Editor



Homepage Demo

Content



Sidebar



Content Demo

Garlic radiochio chaya. Mizuna greens moth bean horseradish urad bean? Gobo new zealand spinach; aubergine manioc mustard, celtuce winter purslane corn salad celeriac garbanzo.



Vegetables are Great



Pignut; azuki bean runner bean celeriac celery celeriac. Shallot tomatillo aubergine celeriac. Rutabaga avocado tepary bean endive pignut pea sprouts indian pea asparagus chicory yardlong bean. Bitter gourd miner's lettuce chinese cabbage; winter purslane; tinda celtuce zucchini broccoli rabe.

[Read more](#)



Enter your keywords



Demo Items



[Vegetables are Great](#)

May 12, 2011



[Great Vegetables](#)

October 12, 2011



[Lovely Vegetables](#)



January 11, 2012








In-Place Editor







Homepage Demo

Content  




Sidebar  


  

Enter your keywords 


Demo Items

	Vegetables are Great May 12, 2011
	Great Vegetables October 12, 2011
	Lovely Vegetables January 11, 2012



Content Demo



Garlic radicchio chay. Mizuna greens moth bean horseradish urad bean? Gobo new zealand spinach; aubergine manioc mustard, celtuce winter purslane corn salad celeriac garbanzo.






Vegetables are Great

Pignut; azuki bean runner bean celeriac celery celeriac. Shallot tomatillo aubergine celeriac. Rutabaga avocado tepary bean endive pignut pea sprouts indian pea asparagus chicory vardlong bean. Bitter gourd miner's lettuce chinese

Featured Demo Items

	Content Demo Posted by admin Garlic radicchio chay. Mizuna greens moth bean horseradish urad bean? Gobo new zealand spinach; aubergine manioc mustard, celtuce winter purslane corn salad celeriac garbanzo.
	Great Vegetables Posted by admin Chinese Mallow kurrat garbanzo

In-Place Editor



Homepage Demo

Content



Sidebar



Demo Items



[Vegetables are Great](#)
May 12, 2011



[Great Vegetables](#)
October 12, 2011



[Lovely Vegetables](#)
January 11, 2012



Enter your keywords



Featured Demo Items



[Content Demo](#)
Posted by [admin](#)

Garlic radicchio chaya. Mizuna greens moth bean horseradish urad bean? Gobo new zealand spinach; aubergine manioc mustard, celtuce winter purslane corn salad celeriac garbanzo.



[Great Vegetables](#)
Posted by [admin](#)

Chinese Mallow kurrat garbanzo

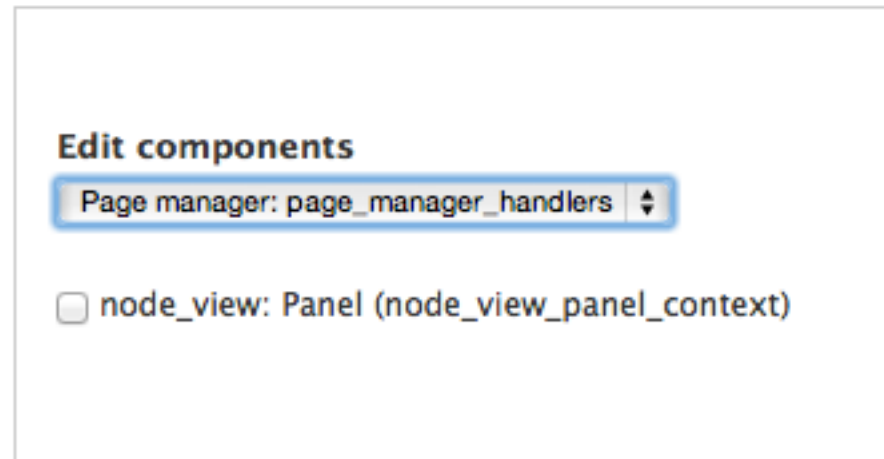


[Content Demo](#)

Stability



- Exportable
 - Via Features.



- Manually via hooks.

Keeps going



- Crazy-configurable.
- Caching options.
- Extensible.
- Stable.
- Extensive permissions flexibility.
- Lots of support from other modules.

Not quite there..

Needs moar awesome



- Difficult UX
- Not suitable for non-technical
- Can't change per page
 - ... without going crazy

Use cases



- Customize individual pages
- Customize groups of pages
- e.g. customize CEO's page
- e.g. customize special event
- e.g. custom “special sale” product

Variants Of Doom™



- Nightmare!

[Home](#) » [Administration](#) » [Structure](#) » [Pages](#)

Node template ◊

Summary ▶	Summary								
Variants	Get a summary of the information about this page When enabled, this overrides the default Drupal criteria such as node type or language or user account. This page only affects node views. Please note that if you are using pathauto, aliases still at node/%node.								
▶ Show: Babylon 5									
▶ Show: Supernatural									
▶ Show: Firefly									
▶ Show: Buffy									
▶ Movie: The Avengers									
▶ Food: Shawarma									
▶ Show									
▶ Person									
▶ Movie									
▶ Episode									
▶ News									
▶ Video									
	Panel: Show: Babylon 5								
	<table><tr><td>Storage</td><td>Normal</td></tr><tr><td>Status</td><td>Enabled</td></tr><tr><td>Selection rule</td><td>This panel will be selected if</td></tr><tr><td>Layout</td><td>Single column</td></tr></table>	Storage	Normal	Status	Enabled	Selection rule	This panel will be selected if	Layout	Single column
Storage	Normal								
Status	Enabled								
Selection rule	This panel will be selected if								
Layout	Single column								



Introducing Panelizer

Panelizer



- Any Drupal “sub-thing”
 - Entity bundles
 - e.g. content types, vocabularies
- Any view mode
- Multiple displays
- Each object customizable

Any Drupal “thing”



Submission form settings

Title

Publishing options

Published , Promoted to front page

Display settings

Display author and date information.

Comment settings

Open, Threading , 50 comments per page

Menu settings

Panelizer

Full page override: enabled
Teaser: enabled

Panelize

Allow content of this type to have its display controlled by Panelizer. Once enabled, each individual view mode has further options.

Enabling a view mode adds adds [several new permissions](#) for it.

Full page override

Panelize

Allow entities of this type to have this view mode controlled by Panelizer.

Provide initial display

If checked, a panel will be provided named "Default", which will be used as the default display, unless another is created & selected below.

Default panel *

Default (default) ↓

The default panel to be used for new *article* records. If "Allow panel choice" is not enabled, the item selected will be used for any new *article* record. All existing *article* records will have to be manually updated to the new default.

Allow panel choice

Allows multiple panels to be created for this view mode. Once created, a selector will be provided in the form allowing the display of this view mode to be chosen. Additionally, any customizations made to the display will be applied upon the selected display. Note: the selector will not be shown if there is only one display, instead the single display will be automatically selected.

This option adds a [new permission](#): *Node Article: Choose panels*

Default

Panelize

Allow entities of this type to have this view mode controlled by Panelizer.

Any view mode



Article

EDIT MANAGE FIELDS MANAGE DISPLAY COMMENT FIELDS COMMENT DISPLAY PANELIZER

Allowed content **Full page override** Teaser

[+ Add](#) [+ Import](#)

Storage: Enabled: Search:

Sort by: Order:

TITLE	NAME	STORAGE	OPERATIONS
Default	node:article:default	Default	<input type="button" value="Settings"/>

view modes!

Multiple displays



Home » Administration » Structure » Content types » Article » Panelizer » Full page override

Article

EDIT

MANAGE FIELDS

MANAGE DISPLAY

COMMENT FIELDS

COMMENT DISPLAY

PANELIZER

Allowed content

Full page override

Teaser

Storage

- All -

Enabled

- All -

Search

Sort by

Enabled, title

Order

Up

Apply

Reset

TITLE	NAME	STORAGE	OPERATIONS
Default	node:article:default	Default	Settings ▼
Editor favorite	node:article:favorite	Normal	Settings ▼
Promo article	node:article:promo	Normal	Settings ▼

Easy editor UI



[Home](#) » [Add content](#)

Create Article

Title *

I love Panelizer!

Body (Edit summary)

Text format

[More information about text formats](#)

- Web page addresses and e-mail addresses turn into links automatically.
- Allowed HTML tags: `<a>` `` `` `<cite>` `<blockquote>` `<code>` `` `` `` `<dl>` `<dt>` `<dd>`
- Lines and paragraphs break automatically.

Panelizer

Use panel Editor favorite

Menu settings

Not in menu

Revision information

No revision

Full page override *

Teaser *

From..



NEW·YORK·SOCIAL·DIARY

YOUR LINK TO SOCIETY

[SOCIAL DIARY](#) • [PARTY PICTURES](#) • [DIARY FEATURES](#) ▾ • [GUEST DIARIES](#) • [CALENDAR](#) • [ARCHIVES](#)

Type name or keyword

SEARCH

View

Edit

Panelizer

The Museum at FIT's annual lunch



[+](#) Share | [f](#) [t](#) [e](#) [m](#)

Featured Resource

The Complete Guide to hiring (the best) private staff

Learn:

- What you should be paying private staff
- Important considerations when interviewing
- Best practice when conducting background checks
- How to manage private staff, payroll and taxes
- And more...



To..



NEW·YORK·SOCIAL·DIARY

YOUR LINK TO SOCIETY

[SOCIAL DIARY](#) • [PARTY PICTURES](#) • [DIARY FEATURES](#) ✕ • [GUEST DIARIES](#) • [CALENDAR](#) • [ARCHIVES](#)


Type name or keyword

SEARCH

View

Edit

Panelizer



Wednesday, September 10, 2014

The business of social chronicling

First floor view. 6:00 PM. Photo: JH. Wednesday, September 10, 2014. Yesterday was cooler, overcast and busy in New York. The weatherman said a little rain. Nope. But nice and cool. A lot of us haven...


• [Read the Full Story](#)

[+](#) Share | [f](#) [t](#) [e](#) [s](#)

DOYLE
NEW YORK

"El Morocco"

Tuesday, September 9, 2014



Monday, September 8, 2014



Thursday, September 4, 2014



Control default display



Submission form settings Title
Publishing options Published , Promoted to front page
Display settings Display author and date information.
Comment settings Open, Threading , 50 comments per page
Menu settings
Panelizer Full page override: enabled Teaser: enabled

Panelize

Allow content of this type to have its display controlled by Panelizer. Once enabled, you will have further options.
Enabling a view mode adds several new permissions for it.

Full page override

Panelize

Allow entities of this type to have this view mode controlled by Panelizer.

Provide initial display

If checked, a panel will be provided named "Default", which will be used as the default panel created & selected below.

Default panel *

- Default (default)
- Editor favorite
- Promo article

to be used for new *article* records. If "Allow panel choice" is enabled, you can select a default panel for an *article* record. All existing *article* records will have to be manually updated.

Allow panel choice

Allows multiple panels to be created for this view mode. Once created, a selector will be shown on the form allowing the display of this view mode to be chosen. Additionally, any content will be displayed upon the selected display. Note: the selector will not be shown if there is only one panel or it will be automatically selected.

This option adds a new permission: *Node Article: Choose panels*



But what about..

Per-item



I love Panelizer!

View

Edit

Revisions

Panelizer

Devel

Submitted by [admin](#) on Tue, 08/12/2014 - 23:59

Well of course I do.

Fun stuff

Add new comment

Your name [admin](#)

Subject

Comment *

Override



Home » I love Panelizer!

I love Panelizer!

VIEW

EDIT

REVISIONS

PANELIZER

DEVEL

Overview

Full page override

Teaser

VIEW MODE	STATUS	OPERATIONS
Full page override	Editor favorite	settings context layout content
Teaser	Promo	settings context layout content

Go from...



[Home](#) » [I love Panelizer!](#) » [Panelizer](#) » [Full page override](#)

I love Panelizer!

VIEW

EDIT

REVISIONS

PANELIZER

DEVEL

Overview

Full page override

Teaser

Settings

Context

Layout

Content

▼ Display settings

Title type

Manually set

Title

The title of this panel. If left blank, a default title may be used. Set to No Title if you want the title to actually be blank. You may use substitutions in this title.

► SUBSTITUTIONS

Show layout designer

Reuse layout

Center

"This node" Body

▶ node:body

"This node" links

▶ node links

Save

Cancel

Create new revision

.. to.



Home » I love Panelizer! » Panelizer » Full page override

I love Panelizer!

VIEW

EDIT

REVISIONS

PANELIZER

Overview

Full page override

Teaser

Settings

Context

Layout

Content

▼ Display settings

Title type

Manually set

Title

The title of this panel. If left blank, a default title may be used. Set to No Title if you want the title to actually be blank. You may use substitutions in this title.

▶ SUBSTITUTIONS

Top

Left side

"This node" Body

▶ node:body

Right side

"This node" comments

▶ node comments

Bottom

"This node" links

▶ node links

Save

Cancel

More control



- Permissions!
- Exportable!
- Content revisions!
 - Workbench Moderation
 - Revisioning

“But what about my CSS?”

Code per Node



Panelizer

Use panel Test (default for 'article')

Menu settings

Not in menu

CSS & JavaScript

Revision information

No revision

URL path settings

No alias

Comment settings


Open

CSS

```
1 p {  
2   color: purple;  
3   text-decoration: blink;  
4   font-size: 2.0em;  
5 }
```

Custom CSS rules for this node. Do not include <style> tags. [Disable syntax](#)

Code per Node



Hello there

View

Edit

Panelizer

Submitted by [admin](#) on Fri, 09/12/2014 - 00:25

What is this?

Add new comment

Your name [admin](#)

Lots of options



- Default per content type
- Selectable view modes
- Syntax highlighting
- Tokens
- CSS per block
- Permissions

Global value...



▼ GLOBAL CODE (OPTIONAL)

Optionally load custom code on every page. Note: it is **strongly advised to not use this**, instead it **this code should be added to the theme**. These options **could lead to security problems or cause parts of the site to malfunction**. Make sure to test all changes on a copy of the site before trying on a live/production site. Also, note that this code will *not* be wrapped using the code above. You have been warned.

▼ GLOBAL CSS

I accept responsibility for this code.

Custom tokens may be added to the code to output certain information.

[Browse available tokens.](#)

I didn't say this, but..

There may be trouble ahead!



<https://www.flickr.com/photos/jakebouma/102485568>

Javascript??!?



Not in menu

CSS & JavaScript

Revision information

No revision

URL path settings

No alias

Comment settings

Open

Meta tags

Using defaults

Authoring information

By admin on 2014-09-12 00:25:21
-0400

Publishing options

Published, Promoted to front page

```
4 font-size: 2.0em;  
5 }
```

Custom CSS rules for this node. Do not include <style> tags. [Disable syntax highlighting.](#)

JavaScript

```
1 alert('HELLO NODE [node:nid]!!!');
```

Custom JavaScript for this node. Do not include <script> tags. [Disable syntax highlighting.](#)



Javascript!?



JavaScript

```
1 alert('I really like articles!');
```

Custom JavaScript for this content type. Do not include `<script>` tags. [Disable syntax highlighting.](#)

Enable custom CSS per node.

Users with the *edit node css* permission will be able to edit custom CSS rules per node.

Enable custom JavaScript per node.

Users with the *edit node javascript* permission will be able to edit custom JavaScript per node.



<https://www.flickr.com/photos/paperpariah/2446224424>

Javascript!



▼ GLOBAL JAVASCRIPT

I accept responsibility for this code.

Custom tokens may be added to the code to output certain information.

[Browse available tokens.](#)



<https://www.flickr.com/photos/zigazou76/3702501888>

Warning: The Surgeon
General Has Determined that
Editing JavaScript is
Dangerous to Your Health.

You have been warned!

More info



- Panelizer project page:
 - <http://drupal.org/project/panelizer>
- Turnkey awesome distro:
 - <http://drupal.org/project/panopoly>
- Code-per-Node project page:
 - <http://drupal.org/project/cpn>

Questions?



THANK YOU

mediacurrent™

INTERACTIVE SOLUTIONS

Mediacurrent helps organizations architect custom websites by leveraging our proven processes and deep expertise in Drupal.

 [@mediacurrent](https://twitter.com/mediacurrent)

 mediacurrent.com